



***MOVING TO***

***MOVING***



***TO***



---

**PLAN**

**BACKUP**

**INSTALL**

**RESTORE**

**FINISH**

***MOVING***



***TO***



---

**PLAN**

**Will the programs you use run under Windows 7?**

Outlook Express will not. The official replacements are all now part of Windows Live (email, IM, photo editing and movie making applications)

Microsoft says you can import directly from Outlook Express into Windows Live Mail but in practice it is not that easy.

It may be better to convert to Windows Live Mail before you install Windows 7. (Or use Outlook or Thunderbird)

***MOVING***



***TO***



---

**PLAN**

**Will the programs you use run under Windows 7?**

Most programs will run under Windows 7 without a problem, but some will not.

Microsoft publishes an extensive list of compatible programs. So check there first.

Also just search the Internet.

If a program important to you will not run, then you may not want to upgrade. It's your responsibility to check.

***MOVING***



***TO***



---

**PLAN**

## **Will your computer run Windows 7?**

Many older computers will not.

Download the Windows 7 Upgrade Advisor and run it.

We upgraded a machine with a 1.8 Ghz Pentium 4 CPU, and 256 MB RAM. It's about 7 years old.

What follows are excerpts from the Upgrade Advisor Report.

# MOVING



# TO



## Windows 7 Upgrade Advisor Report

Computer Name:  
Operating System: **Windows XP Professional**  
CPU: **Intel(R) Pentium(R) 4 CPU 1.80GHz**  
Memory: **256 MB**

### System

#### **Custom installation required**

### Details

You'll need to perform a custom installation of 32-bit Windows 7 and then reinstall your programs. Make sure to back up your files before you begin.

[Go online to get important information about installing Windows 7 on a PC running Windows XP](#)

#### **Windows Aero support**

Your current graphics adapter won't support the Windows Aero user interface. If you want to experience the benefits of Windows Aero, contact your PC manufacturer or retailer to see if an upgrade is available.

[Go online to learn more about Windows Aero](#)

#### **256 MB of RAM**

Your PC needs at least 1 GB of RAM for 32-bit Windows 7 for optimal performance. Contact your PC manufacturer or retailer to see if an upgrade is available.

# PLAN



# MOVING



# TO



# PLAN

 **Outlook Express**

This program is no longer included in Windows 7. You can get similar programs for Windows 7 from other software manufacturers.

[Go to the Microsoft website to learn more](#)

 **More info from Dell Computer Corporation**

Dell Computer Corporation has a website that might give you more information about getting Windows 7 running on your PC.

[Visit the Dell Computer Corporation website](#)

 **CPU speed: 1.8 GHz**

Your CPU meets the 1 GHz minimum requirement.

 **115.8 GB free space available on C:**

Your hard disk meets the minimum requirement of 16 GB free space for 32-bit Windows 7.




# MOVING







# TO



# PLAN

Devices	Status	Details
 <b>CNet PRO200WL PCI Fast Ethernet Adapter</b> CNet Technology, Inc.	Not compatible	The driver installed for this device is not compatible with Windows 7.



 <b>Canon i850</b> Canon	Unknown	We don't have compatibility information about this device.
 <b>D-Link AirPlus G DWL-G510 Wireless PCI Adapter(rev.B)</b> D-Link	Compatible	This device is compatible with Windows 7.
 <b>Intel(r) 82801BA Bus Master IDE Controller</b> Intel	Compatible	This device is compatible with Windows 7.
 <b>Intel(r) 82801BA/BAM AC'97 Audio Controller</b> Intel	Check Windows Update	Check Windows Update after installing Windows 7 to make sure you have the latest driver for this device, otherwise it may not work.





# MOVING



# TO



# PLAN

Programs	Status	Details
 <b>Adobe Reader 8.1.7</b> version 8.1.7 Adobe Systems Incorporated	Update available	We don't have compatibility information about this version of the program. <a href="#">Get an update to a compatible version</a>
 <b>UBCD4Win 3.50</b> UBCD4Win Team - Benjamin Burrows	Known issues	You may experience issues running this program on Windows 7.
 <b>Microsoft .NET Framework 2.0</b> version 2.0 Microsoft Corporation	Compatible	This program is compatible with Windows 7.
 <b>Picasa 3</b> version 3.1 Google, Inc.	Compatible	This program is compatible with Windows 7.



Not all your programs will be listed here  
Do your research!

***MOVING***



***TO***



---

**PLAN**

Based on this report,

We decided to go forward with the upgrade.

**We upgraded the memory to 1 gigabyte**  
(the maximum this computer could use).

**We purchased a Windows 7 license.**

***MOVING***



***TO***



---

**BACKUP**

**Do a backup.**

Microsoft provides the Easy Transfer program.

You need a device to save the backup:

- An external hard drive

- or

- A flash drive (8 gigabyte is a practical minimum size)

The backup requires lots of space.

Run a cleaning program like Ccleaner before you begin.

***MOVING***



***TO***



---

**BACKUP**

**We used Microsoft's Easy Transfer program.**

On this computer, which did not have a lot on it, we saved about 5 gigabytes of files.

So start the backup and then go have a nice, long, leisurely lunch.

The Windows 7 installation program will also make a copy of your existing files and save it in a directory called windows.old. You can delete this directory when you are sure everything is working correctly.



***MOVING***



***TO***



---

**INSTALL**

**The installation is easy.**

Just insert the disk,  
and re-boot the computer.

Follow the prompts and before you know it

You will have a nice, new, clean install of Windows 7.

***MOVING***



***TO***



---

**RESTORE**

## **Restore your files**

Run the Windows Easy Transfer program and restore the backup.

This process will take a while.

Go out to dinner. Enjoy yourself.

# MOVING



# TO



# RESTORE

Windows Easy Transfer doesn't move your programs, only your files and settings. You'll need to reinstall your programs by hand after Windows 7 installation is complete.



Windows Easy Transfer moves your music and video files, but doesn't migrate the licenses for content protected by digital rights management (DRM). This means that you'll need to re-obtain rights to DRM-protected files. Note: *Some stores don't restore rights to their DRM-protected files.*



***MOVING***



***TO***



---

**FINISH**

## **Install Virus Protection**

Windows 7 does not come with virus protection installed.

We installed Microsoft Security Essentials. This is a very good anti-malware program.

It didn't work right.



# ***MOVING***



# ***TO***



# **FINISH**

Microsoft Security Essentials loaded fine, but when we rebooted the computer, it wasn't running.

We had to manually turn it on each time.

After searching the Internet for a few hours, and trying all the solutions we found, it still would not automatically start.

We downloaded and installed AVG 9.0.  
It worked fine.

Not everyone will have this problem. Security Essentials usually installs correctly.



***MOVING***



***TO***



---

**FINISH**

**Re-Install your other programs.**

On this machine we re-installed Word Perfect, Firefox and Thunderbird.

Firefox ran first time, no problems. All bookmarks and settings transferred correctly.

Neither Word Perfect nor Thunderbird worked correctly.



# MOVING



# TO



---

# FINISH

Word Perfect installed ok, but was unable to open up a file dialog box. So it wouldn't read any files.

After searching the Internet we discovered that a switch for an enhanced dialog box had to be turned off.

We were installing a version of Word Perfect several years old which was part of the problem, but it had run *word-perfectly* under XP.

You may have no problems re-installing programs, but don't be surprised if you, too, must search the Internet for an answer to one problem or another.



# ***MOVING***



# ***TO***



---

# **FINISH**

Thunderbird also installed ok, but we made the mistake of letting it import settings from Outlook Express.

Outlook Express did not have the correct messages or settings.

After searching the Internet, the solution was found. We moved the Thunderbird files from the Windows.Old directory to the correct directory for Thunderbird to find them.

That fixed the problem.



***MOVING***



***TO***



---

**FINISH**

## **Re-Install Plug-ins**

Firefox and Internet Explorer plug-ins must also be re-installed.

So we downloaded Flash and Windows Media and Adobe Reader and installed them without incident.

***MOVING***



***TO***



---

**FINISH**

## **Re-Install device drivers**

The printer driver was not loaded by default. But Windows did find the correct driver and loaded it when asked to do so. You will probably have to re-install your device drivers.

***MOVING***



***TO***



---

## **CONCLUSIONS**

### **COSTS:**

\$100	Windows 7 license
\$60	Upgrade RAM
\$20	8 gigabyte flash drive
\$180	Total

**TIME:** The better part of a day.

# ***MOVING***



# ***TO***



---

## **CONCLUSIONS**

### **BENEFITS:**

- Better interface.
- Better network tools.
- Loads faster.
- Up to date.

### **DRAWBACKS:**

- Not quite as snappy as XP.

**Would we do it again?**

**Probably not with this machine because it maxed out at 1 gigabyte.**

**If the machine could use 2 gigabyte or more, then it's probably worth it.**

# ***MOVING***



# ***TO***



---

# **LINKS**

[Upgrading from Windows XP to Windows 7](#)

[windows.microsoft.com/en-US/windows7/help/upgrading-from-windows-xp-to-windows-7](http://windows.microsoft.com/en-US/windows7/help/upgrading-from-windows-xp-to-windows-7)

[Windows Upgrade Advisor](#)

[www.microsoft.com/Windows/windows-7/get/upgrade-advisor.aspx](http://www.microsoft.com/Windows/windows-7/get/upgrade-advisor.aspx)

[Windows Compatibility Center](#)

[www.microsoft.com/windows/compatibility/windows-7/en-us/default.aspx](http://www.microsoft.com/windows/compatibility/windows-7/en-us/default.aspx)

[Windows Easy Transfer](#)

[windows.microsoft.com/en-us/windows7/products/features/windows-easy-transfer](http://windows.microsoft.com/en-us/windows7/products/features/windows-easy-transfer)

[Windows Live Download Page](#)

[download.live.com](http://download.live.com)



Think different.